




**PART LIST:**

No.	Name	Schematic	Amount
Ⓐ	Support beam		2
Ⓑ	Framework column		4
Ⓒ	The framework of beams		4
Ⓓ	2" Heavy-duty casters		4
Ⓔ	M6*12 Plum coin slot in the first anti-theft screw		48
Ⓕ	M6 Flange nut		48
Ⓖ	5.5*10 Self-tapping screw slot Cross		16